

Honor Scores

2009-2010 league season

800 series

Name	League	Series with games	Date
Adam Schneider	Shannon Glass Classic	289,239,300,828	12/03/2009
Steve Biegel	Shannon Glass Classic	247,298,279,824	10/15/2009
Scot Arndtson	Shannon Glass Classic	235,299,277,811	02/25/2010
Jarrold Zaccard	Friday Night Misfits	279,269,255,803	11/27/2009
Derek Johnson	Interstate Sandbaggers	289,237,277,803	02/03/2010
Corey Johnson	Interstate Sandbaggers	290,268,244,802	03/31/2010
Alexx Borst	Shannon Glass Classic	246,300,254,800	02/18/2010

300 Games

Name	League	Date
Mike Burger	Nite Hawks	09/29/2009
Colton Currey	Saturday Jr's	10/17/2009
Alexx Borst	Shannon Glass Classic	11/05/2009
Brandon Gentz	Shannon Glass Classic	11/19/2009
Adam Schneider	Shannon Glass Classic	12/03/2009
Mitch Kinsey	Lane Burners	12/12/2009
Brandon Gentz	Nite Hawks	01/05/2010
Bill Winter	Nite Outs	02/08/2010
Paul Mcguire	Interstate Sandbaggers	02/10/2010
Ryan Johnson	Shannon Glass Classic	02/11/2010
John Seliga	Shannon Glass Classic	02/11/2010
Mike Bauer	Shannon Glass Classic	02/11/2010
Ryan Flor	Friday Night Misfits	02/12/2010
Alexx Borst	Shannon Glass Classic	02/18/2010
Ryan Johnson	Nite Hawks	02/23/2010
Mike Bauer	Shannon Glass Classic	03/04/2010
Alexx Borst	Shannon Glass Classic	03/18/2010
Jeff Boyden	Night Outs	03/22/2010
Robbie Lawrence	Shannon Glass Classic	03/25/2010



299 Games

Name	League	Date
Robbie Lawrence	Shannon Glass Classic	09/17/2009
Rory Anderson	Shannon Glass Classic	09/17/2009
Robbie Lawrence	Shannon Glass Classic	10/08/2009
Brian Cleveland	Shannon Glass Classic	12/10/2009
Trevor Currey	Interstate Sandbaggers	12/23/2009
Tyler Kaufman	Saturday Jr's	12/26/2009
Mike Erickson	Merchants	12/29/2009
Jason Lofgren	Interstate Sandbaggers	01/06/2010
David Martinez	Shannon Glass Classic	01/21/2010
Brandon Gentz	Shannon Glass Classic	02/18/2010
Mark Koren	Interstate Sandbaggers	02/24/2010
Scot Arndtson	Shannon Glass Classic	02/25/2010
Jeff Larson	Interstate Sandbaggers	03/24/2010

298 Games


Name	League	Date
Steve Biegel	Shannon Glass Classic	10/15/2009
Ryan Johnson	Interstate Sandbaggers	12/16/2009

11 strikes in-a-row


Name	League	Game	Date
Steve Prestegard	Sunday Nite Mixed	296	03/28/2010
Dan House	Saturday Jr's	290	12/26/2009
Scott Weirauch	Shannon Glass Classic	290	01/21/2010
Alexx Borst	Shannon Glass Classic	290	01/21/2010
Tom Bianchi	Shannon Glass Classic	290	01/21/2010
David Martinez	Shannon Glass Classic	290	01/21/2010
Mike Bastian	Shannon Glass Classic	290	03/18/2010
Corey Johnson	Interstate Sandbaggers	290	03/31/2010
Jim Leclaire	Nite Outs	279	11/30/2009

700 Series

Name	League	Game 1	Game 2	Game 3	Series	Date
Alexx Borst	Shannon Glass Classic	267	258	267	793	11/12/2009
Brian Cleveland	Shannon Glass Classic	279	258	255	792	11/5/2009
Robbie Lawrence	Shannon Glass Classic	267	241	279	787	3/18/2010
Derek Johnson	Interstate Sandbaggers	279	253	254	786	11/25/2009
Steve Schall	Shannon Glass Classic	257	268	258	783	11/5/2009



Scot Arndtson	Shannon Glass Classic	259	278	246	783	11/19/2009
Mike Pate	Shannon Glass Classic	235	289	258	782	11/12/2009
Dan Schuster	Shannon Glass Classic	268	259	255	782	3/18/2010
Mike Duncan	Nite Outs	246	279	256	781	1/25/2010
Brian Vien	Interstate Sandbaggers	278	255	247	780	1/27/2010
Pat Gott	Shannon Glass Classic	280	277	223	780	3/25/2010
Mike Bauer	Shannon Glass Classic	300	279	200	779	3/4/2010
Alexx Borst	Shannon Glass Classic	279	230	269	778	12/10/2009
Robbie Lawrence	Shannon Glass Classic	259	218	300	777	3/25/2010
Steve Biegel	Shannon Glass Classic	278	219	279	776	2/11/2010
Lori Munson	Shannon Glass Classic	279	226	269	774	12/3/2009
Alexx Borst	Shannon Glass Classic	300	226	247	773	11/5/2009
Paul Mcguire	Interstate Sandbaggers	216	257	300	773	2/10/2010
Alexx Borst	Shannon Glass Classic	257	279	237	773	3/11/2010
Robbie Lawrence	Shannon Glass Classic	214	259	299	772	10/8/2009
Steve Schall	3M Scotties	268	255	246	769	10/29/2009
Don Shellum	Shannon Glass Classic	256	277	236	769	1/14/2010
Alexx Borst	Shannon Glass Classic	259	279	230	768	2/4/2010
Pat Gott	Shannon Glass Classic	264	258	246	768	2/25/2010
Alexx Borst	Shannon Glass Classic	259	249	258	766	10/22/2009
Steve Schall	Shannon Glass Classic	238	248	280	766	11/12/2009
Robbie Lawrence	Shannon Glass Classic	227	269	269	765	12/3/2009
Mark Koren	Interstate Sandbaggers	208	258	299	765	2/24/2010
Mike Burger	Nite Hawks	195	269	300	764	9/29/2009
Brain Cleveland	Shannon Glass Classic	238	299	227	764	12/10/2009
Steve Schall	Shannon Glass Classic	275	264	225	764	2/25/2010
Steve Biegel	Shannon Glass Classic	234	248	279	761	10/29/2009
Derek Johnson	Interstate Sandbaggers	266	258	237	761	12/23/2009
Brandon Gentz	Nite Hawks	257	258	246	761	2/2/2010
Ryan Johnson	Shannon Glass Classic	236	300	225	761	2/11/2010
Scot Arndtson	3 M Scotties	247	258	256	761	3/18/2010
Ryan Johnson	Interstate Sandbaggers	247	215	298	760	12/16/2009
Tom Bianchi	Shannon Glass Classic	224	290	245	759	1/21/2010
Derek Johnson	Shannon Glass Classic	279	287	192	758	1/21/2010
Spike Berhrens	Interstate Sandbaggers	256	267	235	758	1/27/2010
Corey Johnson	Interstate Sandbaggers	249	265	243	757	11/4/2009
Corey Johnson	Interstate Sandbaggers	235	265	267	757	1/6/2010
Steve Biegel	Shannon Glass Classic	249	278	229	756	11/5/2009
Adam Schneider	Shannon Glass Classic	267	266	222	755	12/17/2009
Randy Renard	Nite Hawks	234	255	266	755	12/29/2009
Steve Schall	Shannon Glass Classic	259	248	248	755	1/7/2010
Terry Olson	Shannon Glass Classic	242	269	244	755	3/25/2010
Corey Johnson	Interstate Sandbaggers	196	268	289	753	11/25/2009




Adam Schneider	Shannon Glass Classic	236	257	258	751	9/24/2009
Jared Olson	Merchants	239	255	257	751	2/9/2010
Ron Toft	Shannon Glass Classic	246	216	289	751	2/11/2010
Larry Maronick	Shannon Glass Classic	246	268	237	751	2/11/2010
Jerry Loomis	Shannon Glass Classic	258	259	232	749	11/12/2009
David Martinez	Shannon Glass Classic	290	299	160	749	1/21/2010
Tom Gackstet	Merchants	193	289	266	748	1/26/2010
Brandon Gentz	Nite Hawks	258	214	276	748	2/9/2010
Steve Biegel	Shannon Glass Classic	246	257	244	747	11/12/2009
Seth Greeder	Pirateers	214	266	267	747	1/2/2010
Brandon Gentz	Nite Hawks	240	300	207	747	1/5/2010
Charlie Hall	Shannon Glass Classic	276	243	228	747	1/21/2010
Alexx Borst	Shannon Glass Classic	247	222	277	746	8/27/2009
Dave Pevonka	Shannon Glass Classic	225	276	245	746	1/21/2010
Jarrod Zaccard	Interstate Sandbaggers	256	230	259	745	12/23/2009
Robbie Lawrence	Shannon Glass Classic	248	256	241	745	2/18/2010
Rick Degree Jr	Interstate Sandbaggers	258	243	244	745	2/24/2010
Brian Kasprzyk	Nite Hawks	269	229	246	744	2/9/2010
Adam Schneider	Shannon Glass Classic	269	259	216	744	2/11/2010
Pat Gott	Shannon Glass Classic	226	239	278	743	12/3/2009
Rod Toft	Shannon Glass Classic	229	247	266	742	12/17/2009
Larry Maronick	Nite Outs	217	245	280	742	3/29/2010
Dave Duncan	Nite Outs	268	249	224	741	11/2/2009
Brian Cleveland	Shannon Glass Classic	234	259	247	740	10/29/2009
Nick Maestas	Saturday Jr's	240	244	256	740	2/13/2010
Alexx Borst	Shannon Glass Classic	257	183	300	740	3/18/2010
Jarrod Zaccard	Friday Night Misfits	245	283	211	739	10/02/2009
Joe Zitzman	Nite Outs	256	237	246	739	11/23/2009
Mark Koren	Interstate Sandbaggers	256	248	235	739	12/23/2009
Scot Arndtson	Shannon Glass Classic	256	247	235	738	12/17/2009
Kevin Pieper	Shannon Glass Classic	234	244	259	737	11/5/2009
Matt Schneider	Nite Outs	268	236	233	737	11/23/2009
Terry Olson	Merchants	276	237	224	737	2/16/2010
Ryan Johnson	Interstate Sandbaggers	254	257	225	736	11/18/2009
David Martinez	Shannon Glass Classic	237	212	287	736	3/4/2010
Brandon Gentz	Shannon Glass Classic	276	201	259	736	3/25/2010
Matt Schneider	Interstate Sandbaggers	234	255	246	735	12/30/2009
Steve Biegel	Shannon Glass Classic	258	227	249	734	9/3/2009
Mike Bastian	Shannon Glass Classic	265	190	279	734	2/18/2010
Wayne Deilke	Interstate Sandbaggers	235	265	234	734	3/31/2010
Scott Weirauch	Shannon Glass Classic	278	233	222	733	9/24/2009
Brian Hennesse	Merchants	225	267	241	733	11/3/2009
Tim O'Ryan	Shannon Glass Classic	277	234	222	733	11/19/2009



Larry Maronick	Shannon Glass Classic	217	249	267	733	12/3/2009
Matt Schneider	Interstate Sandbaggers	196	269	268	733	2/3/2010
Alexx Borst	Shannon Glass Classic	258	195	279	732	9/3/2009
Mike Ahmann	Shannon Glass Classic	234	254	244	732	12/10/2009
Brandon Gentz	Nite Hawks	257	217	258	732	12/29/2009
Paul Mcguire	Interstate Sandbaggers	223	265	244	732	12/30/2009
Steve Pearson	Shannon Glass Classic	206	279	247	732	1/21/2010
Tom Munson	Shannon Glass Classic	267	200	265	732	1/28/2010
Robbie Lawrence	Shannon Glass Classic	259	248	225	732	2/11/2010
Dave Pevonka	Shannon Glass Classic	223	265	243	731	10/8/2009
Robbie Lawrence	Shannon Glass Classic	259	248	224	731	10/15/2009
Mike Bastian	Shannon Glass Classic	237	249	245	731	10/29/2009
Mike Pate	Shannon Glass Classic	215	259	257	731	11/19/2009
Jarrold Zaccard	Friday Night Misfits	237	226	267	730	9/25/2009
Jamie Ksiazek	Shannon Glass Classic	266	222	242	730	11/12/2009
Steve Schall	Shannon Glass Classic	246	257	227	730	12/3/2009
Jim Leclair	Park Grove Mixed	244	217	269	730	1/19/2010
Arnie Johnson	Shannon Glass Classic	237	279	214	730	1/28/2010
Mike Bastian	Shannon Glass Classic	217	279	234	730	1/28/2010
Tom Munson	Shannon Glass Classic	214	268	248	730	2/18/2010
Scot Arndtson	3M Scotties	258	278	193	729	10/8/2009
Mark Koren	Interstate Sandbaggers	247	226	256	729	11/4/2009
Trevor Currey	Interstate Sandbaggers	247	299	183	729	12/23/2009
Steve Biegel	Shannon Glass Classic	259	237	233	729	1/28/2010
Steve Schall	Shannon Glass Classic	183	267	279	729	2/4/2010
Mike Bauer	Shannon Glass Classic	247	182	300	729	2/11/2010
Mark Koren	Nite Outs	211	258	259	728	11/23/2009
Scot Arndtson	Shannon Glass Classic	258	213	257	728	12/3/2009
Derek Johnson	Interstate Sandbaggers	270	238	220	728	1/13/2010
Bud Engler	Interstate Sandbaggers	256	245	227	728	1/27/2010
Larry Maronick	Shannon Glass Classic	248	245	235	728	3/4/2010
Ryan Johnson	Interstate Sandbaggers	223	269	236	728	3/3/2010
Bruce Arndtson	Shannon Glass Classic	215	244	268	727	9/10/2009
Steve Biegel	Shannon Glass Classic	257	233	237	727	11/19/2009
Brandon Gentz	Shannon Glass Classic	224	300	203	727	11/19/2009
Rory Anderson	Shannon Glass Classic	239	247	241	727	3/11/2010
Jerry Loomis	Shannon Glass Classic	234	226	267	727	3/25/2010
Don Shellum	Shannon Glass Classic	190	258	278	726	10/1/2009
Mike Ahmann	Shannon Glass Classic	245	256	225	726	10/8/2009
Mike Ahmann	Shannon Glass Classic	233	266	227	726	12/3/2009
Corey Johnson	Brodway Mixed	223	258	245	726	2/20/2010
Paul McGuire	Interstate Sandbaggers	221	268	237	726	2/24/2010
Mark Giannini	Shannon Glass Classic	214	244	268	726	3/25/2010



Alexx Borst	Shannon Glass Classic	238	278	209	725	9/24/2009
Scot Arndtson	3 M Scotties	277	238	210	725	12/3/2009
Scott Weirauch	Park Grove Mixed	246	256	223	725	1/5/2010
Grant Holzemer	Interstate Sandbaggers	255	248	222	725	1/6/2010
Dave Pevonka	Shannon Glass Classic	248	265	212	725	1/14/2010
Robbie Lawrence	Shannon Glass Classic	299	180	245	724	9/17/2009
Terry Olson	Merchants	258	218	248	724	10/13/2009
Mark Koren	Interstate Sandbaggers	236	267	221	724	10/14/2009
Brandon Gentz	Nite Hawks	226	259	239	724	11/3/2009
Bruce Wishart	Shannon Glass Classic	245	225	254	724	12/10/2009
Wally Wallish	Friday Night Misfits	226	275	223	724	1/29/2010
Terry Olson	Shannon Glass Classic	243	258	223	724	2/11/2010
Scot Arndtson	3 M Scotties	279	211	234	724	2/25/2010
Dave Pevonka	Shannon Glass Classic	244	243	237	724	3/11/2010
Mike Pate	Shannon Glass Classic	237	233	253	723	9/24/2009
Rod Toft	Shannon Glass Classic	234	243	246	723	10/8/2009
Phil Drude	Interstate Sandbaggers	256	253	214	723	1/20/2010
Jason Cummings	Merchants	228	259	226	723	1/26/2010
Joe Williams	Shannon Glass Classic	243	278	202	723	3/25/2010
Jerry Loomis	Shannon Glass Classic	258	228	236	722	8/27/2009
Mike Bastian	Shannon Glass Classic	280	236	206	722	11/5/2009
Terry Olson	Merchants	254	210	258	722	12/15/2009
Dave Gunter	Night Outs	235	268	219	722	3/22/2010
Ryan Johnson	Night Hawks	263	247	212	722	3/30/2010
Derek Johnson	Interstate Sandbaggers	238	207	277	722	3/31/2010
Steve Schall	Shannon Glass Classic	208	289	224	721	12/17/2009
Dave Pevonka	Shannon Glass Classic	224	243	254	721	2/18/2010
Pat Gott	Shannon Glass Classic	279	198	244	721	2/18/2010
Rory Anderson	Shannon Glass Classic	245	265	211	721	3/18/2010
Scot Arndtson	Shannon Glass Classic	235	268	217	720	10/29/2009
Dave Pevonka	Shannon Glass Classic	250	231	238	719	9/24/2009
Steve Howard	Merchants	249	235	235	719	1/12/2010
Trevor Currey	Interstate Sandbaggers	225	269	225	719	2/3/2010
Brandon Gentz	Interstate Sandbaggers	234	260	224	718	11/18/2009
Brent Carlson	Friday Night Misfits	212	247	259	718	12/4/2009
Jeff Larson	Interstate Sandbaggers	236	209	273	718	1/6/2010
Robbie Lawrence	Shannon Glass Classic	248	248	212	718	1/14/2010
Rory Anderson	Shannon Glass Classic	246	245	227	718	1/21/2010
Brian Cleveland	Shannon Glass Classic	225	255	237	717	9/24/2009
Jake Junge	Interstate Sandbaggers	254	226	237	717	9/14/2009
Ryan Johnson	Shannon Glass Classic	266	213	237	717	10/15/2009
Derek Johnson	Interstate Sandbaggers	226	243	248	717	11/18/2009
Lori Munson	Shannon Glass Classic	214	257	246	717	12/10/2009




Brian Cleveland	Shannon Glass Classic	253	215	249	717	12/17/2009
Brandon Gentz	Nite Hawks	201	258	258	717	12/22/2009
Brian Cleveland	Shannon Glass Classic	254	224	239	717	1/14/2010
Brandon Gentz	Nite Hawks	246	237	234	717	1/19/2010
Bud Engler	Interstate Sandbaggers	234	204	279	717	1/20/2010
Dan Schuster	Shannon Glass Classic	204	278	234	716	8/27/2009
Gary Schabert	Friday Night Misfits	236	222	258	716	12/11/2009
Sid Bell Sr.	Merchants	220	217	279	716	12/15/2009
Scott Weirauch	Shannon Glass Classic	235	191	290	716	1/21/2010
Darrin Smith	Interstate Sandbaggers	245	248	223	716	1/27/2010
Michael Devaan	Interstate Sandbaggers	224	245	247	716	2/24/2010
Terry Olson	Merchants	268	237	211	716	3/30/2010
Jermey Boelen	Merchants	226	267	222	715	10/20/2009
Matt Schneider	Interstate Sandbaggers	246	232	237	715	11/18/2009
Brian Kasprzyk	Nite Hawks	215	279	221	715	12/1/2009
Scott Weirauch	Shannon Glass Classic	226	255	234	715	1/7/2010
Larry Maronick	Shannon Glass Classic	269	233	213	715	1/14/2010
Corey Johnson	Interstate Sandbaggers	266	255	194	715	1/20/2010
Jim Mcguiggan	Shannon Glass Classic	243	258	213	714	10/29/2009
Derek Johnson	Interstate Sandbaggers	210	278	226	714	12/30/2009
Jason Jalinek	Merchants	229	209	276	714	1/26/2010
Mike Bastian	Shannon Glass Classic	193	290	231	714	3/18/2010
Grant Holzmer	Shannon Glass Classic	263	248	202	713	9/24/2009
Mike Pate	Shannon Glass Classic	223	215	275	713	9/3/2009
Dave Pevonka	Shannon Glass Classic	277	268	168	713	11/3/2009
Tommy Staab	Shannon Glass Classic	264	243	206	713	10/15/2009
Pat Gott	Shannon Glass Classic	278	211	224	713	11/5/2009
Matt Schneider	Interstate Sandbaggers	268	231	214	713	11/25/2009
Rick Mcdonoudal	Nite Hawks	257	234	222	713	12/29/2009
Bill Weigman	Shannon Glass Classic	222	245	246	713	1/28/2010
Scott Weirauch	Park Grove Mixed	210	246	256	712	9/15/2009
Jon Frank	Shannon Glass Classic	224	278	210	712	11/12/2009
Jarrold Zaccard	Interstate Sandbaggers	269	202	241	712	11/11/2009
Scott Weirauch	Park Grove Mixed	255	211	246	712	12/1/2009
Don Shellum	Shannon Glass Classic	258	226	228	712	2/4/2010
Corey Johnson	Interstate Sandbaggers	225	243	244	712	2/17/2010
Jason Cummings	Merchants	278	245	189	712	2/23/2010
Alexx Borst	Shannon Glass Classic	233	239	240	712	2/25/2010
Pat Gott	Shannon Glass Classic	254	231	227	712	3/18/2010
Tom Bianchi	Shannon Glass Classic	245	254	213	712	3/25/2010
Derek Johnson	Shannon Glass Classic	208	247	256	711	8/27/2009
Larry Maronick	Shannon Glass Classic	243	222	246	711	10/1/2009
Mike Pate	Shannon Glass Classic	222	235	254	711	11/5/2009



Corey Johnson	Shannon Glass Classic	279	214	218	711	12/3/2009
John Seliga	Shannon Glass Classic	168	300	243	711	2/11/2010
Larry Maronick	Shannon Glass Classic	278	225	208	711	2/25/2010
Matt Schneider	Friday Night Misfits	187	277	246	710	11/27/2009
Jerry Loomis	Shannon Glass Classic	197	258	255	710	12/10/2009
Mike Bauer	Shannon Glass Classic	233	237	240	710	1/21/2010
Alexx Borst	Shannon Glass Classic	290	212	208	710	1/21/2010
Adam Schneider	Shannon Glass Classic	205	247	258	710	1/28/2010
Steve Pearson	Shannon Glass Classic	234	208	268	710	2/18/2010
Mark Koren	Interstate Sandbaggers	224	253	233	710	3/24/2010
Scot Arndtson	3M Scotties	214	278	217	709	10/1/2009
Jamie Ksiazek	Shannon Glass Classic	226	258	225	709	10/8/2009
Larry Moronick	Shannon Glass Classic	226	237	246	709	12/17/2009
Mike Burger	Nite Hawks	240	241	228	709	12/22/2009
Tom Bianchi	Shannon Glass Classic	247	218	244	709	1/7/2010
Mike Ahman	Shannon Glass Classic	216	224	269	709	1/21/2010
Robbie Lawrence	Shannon Glass Classic	247	248	214	709	1/28/2010
Corey Johnson	Interstate Sandbaggers	212	234	263	709	2/3/2010
Brandon Gentz	Interstate Sandbaggers	213	259	237	709	2/3/2010
Colton Currey	Saturday Jr's	194	258	257	709	2/6/2010
Alexx Borst	Shannon Glass Classic	235	229	245	709	3/4/2010
Scott Weirauch	Shannon Glass Classic	212	244	253	709	3/25/2010
Jerry Loomis	Shannon Glass Classic	206	277	225	708	9/3/2009
Steve Biegel	Shannon Glass Classic	248	216	244	708	10/1/2009
Jarrod Zaccard	Interstate Sandbaggers	238	213	257	708	10/14/2009
Ryan Johnson	Shannon Glass Classic	196	246	266	708	10/29/2009
Dan Schuster	Interstate Sandbaggers	225	246	237	708	11/4/2009
Scott Christoperson	Interstate Sandbaggers	209	236	263	708	11/11/2009
Bruce Wishart	Shannon Glass Classic	247	240	221	708	12/3/2009
Don Shellum	Shannon Glass Classic	211	219	278	708	12/10/2009
John Niesen	Friday Night Misfits	238	247	223	708	12/11/2009
Jason Lofgren	Interstate Sandbaggers	188	221	299	708	1/6/2010
Steve Schall	Shannon Glass Classic	257	237	214	708	3/11/2010
Jeff Kunde Jr	Friday Night Misfits	247	265	196	708	3/26/2010
Mike Pate	Shannon Glass Classic	195	233	279	707	10/1/2009
Dan Schuster	Shannon Glass Classic	227	202	278	707	10/1/2009
Scott Weirauch	Shannon Glass Classic	237	267	203	707	10/8/2009
Larry Maronick	Nite Outs	258	234	215	707	10/26/2009
Steve Schall	Shannon Glass Classic	231	242	234	707	11/19/2009
Dan Smoot	Merchants	226	246	235	707	12/8/2009
Trevor Currey	Interstate Sandbaggers	193	257	257	707	12/9/2009
Scott Weirauch	Park Grove Mixed	202	236	269	707	12/29/2009
Mike Bastian	Shannon Glass Classic	238	258	211	707	2/4/2010



Doug Ross	Nite Hawks	220	254	233	707	2/16/2010
Richard Warren	Shannon Glass Classic	259	258	190	707	3/11/2010
Rory Anderson	Shannon Glass Classic	172	235	299	706	9/17/2009
Matt Schneider	Nite Outs	234	185	287	706	11/30/2009
Gary Staab	Shannon Glass Classic	265	234	207	706	1/7/2010
John Seliga	Shannon Glass Classic	226	235	245	706	1/28/2010
Brandon Gentz	Shannon Glass Classic	234	258	214	706	1/28/2010
Larry Maronick	Nite Outs	212	278	216	706	2/15/2010
Dave Pevonka	Shannon Glass Classic	235	213	258	706	2/25/2010
Jamie Ksaizek	Shannon Glass Classic	258	246	202	706	3/11/2010
Bruce Wishart	Shannon Glass Classic	232	242	231	705	10/29/2009
Wayne Deilke	Interstate Sandbaggers	247	232	226	705	11/4/2009
Scott Weirauch	Park Grove Mixed	226	212	267	705	11/17/2009
Jeff Kunde Jr	Shannon Glass Classic	267	210	228	705	1/28/2010
Brian Vien	Interstate Sandbaggers	278	236	191	705	2/17/2010
Derek Johnson	Interstate Sandbaggers	233	258	214	705	3/24/2010
Steve Prestegard	Sunday Nite Mixed	189	296	220	705	3/28/2010
Jeff Larson	Interstate Sandbaggers	255	204	246	705	3/31/2010
Adam Schneider	Shannon Glass Classic	247	258	199	704	10/8/2009
Adam Schneider	Shannon Glass Classic	257	225	222	704	10/15/2009
Tom Gerber	Shannon Glass Classic	203	262	239	704	11/19/2009
John Reagan	Nite Hawks	237	232	235	704	1/5/2010
Dan Schuster	Shannon Glass Classic	223	236	245	704	1/7/2010
Jerry Loomis	Shannon Glass Classic	229	248	227	704	1/14/2010
Jarrod Zaccard	Interstate Sandbaggers	269	189	246	704	1/27/2010
Keith Richardson	Pretenders	280	227	197	704	2/6/2010
Scott Weirauch	Shannon Glass Classic	236	231	236	703	8/27/2009
Scott Weirauch	Friday Night Misfits	253	226	224	703	10/16/2009
Ryan Johnson	Shannon Glass Classic	221	257	225	703	11/5/2009
Mike Bastian	Shannon Glass Classic	289	227	187	703	12/17/2009
Robbie Lawrence	Shannon Glass Classic	269	220	214	703	1/21/2010
Joe Zitzman	Nite Outs	220	236	247	703	1/25/2010
Nick Russell	Shannon Glass Classic	223	212	268	703	2/4/2010
Jerry Loomis	Shannon Glass Classic	257	235	211	703	2/25/2010
Jim Mcguiggan	Shannon Glass Classic	267	211	225	703	3/11/2010
Steve Pearson	Nite Hawks	235	245	223	703	3/30/2010
Jarrod Zaccard	Interstate Sandbaggers	243	226	234	703	3/31/2010
Paul Mcguire	Interstate Sandbaggers	257	268	177	702	11/4/2009
Rory Anderson	Shannon Glass Classic	267	223	212	702	11/5/2009
Brian Zirul	Nite Outs	247	213	242	702	11/9/2009
Corey Johnson	Interstate Sandbaggers	234	234	234	702	2/10/2010
Tom Bianchi	Shannon Glass Classic	257	235	210	702	2/25/2010
Brian Hennesse	Merchants	254	201	247	702	3/2/2010



Mike Mueller	Lane Burners	248	247	207	702	3/20/2010
Brian Kasprzyk	Nite Hawks	255	210	234	701	10/27/2009
Scott Weirauch	Interstate Sandbaggers	238	225	238	701	1/13/2010
Derek Johnson	Interstate Sandbaggers	246	218	237	701	1/27/2010
Jason Cummings	Merchants	259	216	226	701	2/16/2010
Tyler Kaufman	Friday Jr's	212	266	223	701	3/12/2010
Paul Mcguire	Interstate Sandbaggers	218	269	214	701	3/24/2010
Robbie Lawrence	Shannon Glass Classic	226	237	237	700	9/3/2009
Terry Olson	Friday Night Misfits	237	237	226	700	10/23/2009
Jeff Kunde Jr	Park Grove Mixed	244	232	224	700	11/3/2009
Jamie Ksiazek	Shannon Glass Classic	205	248	247	700	11/19/2009
Tommy Staab	Shannon Glass Classic	232	266	202	700	1/7/2010
Richard Warren	Shannon Glass Classic	248	212	240	700	1/7/2010
Mike Pate	Shannon Glass Classic	234	228	238	700	2/4/2010
Terry Olson	Shannon Glass Classic	209	236	255	700	3/18/2010
Jarrold Zaccard	Interstate Sandbaggers	238	238	224	700	3/24/2010

600 series (ladies only)

Name	League	Game 1	Game 2	Game 3	Series	Date
Janell Niles	Shannon Glass Classic	235	241	223	699	3/25/2010
Lori Munson	Shannon Glass Classic	218	258	212	688	9/24/2009
Janell Niles	Shannon Glass Classic	192	257	233	682	3/18/2010
Lori Munson	Shannon Glass Classic	203	202	268	673	11/12/2009
Lori Munson	Shannon Glass Classic	247	224	201	672	1/28/2010
Lori Munson	Shannon Glass Classic	252	184	236	672	3/4/2010
Lori Munson	Shannon Glass Classic	200	247	216	663	11/5/2009
Lori Munson	Shannon Glass Classic	191	269	197	657	10/8/2009
Lori Munson	Shannon Glass Classic	187	256	214	656	3/11/2010
Lori Munson	Shannon Glass Classic	239	215	199	653	12/17/2009
Amber Anderson	Pretenders	247	211	175	633	2/20/2010
Shannen O'Ryan	Saturday Jr's	162	248	222	632	3/20/2010
Janell Niles	Shannon Glass Classic	214	190	227	631	11/12/2009
Amber Anderson	Lively Set	193	202	235	630	11/2/2009
Lori Munson	Shannon Glass Classic	237	218	175	630	1/14/2010
Shannen O'Ryan	Saturday Jr's	203	224	197	624	10/10/2009
JJ Van Pelt	3 M Scotties	214	202	207	623	2/11/2010
Amber Anderson	Hero's Honeys	206	192	223	621	1/29/2010
Paula Ring	3 M Scotties	189	195	235	619	12/3/2009
Lori Munson	Shannon Glass Classic	228	186	204	618	10/15/2009
Janell Niles	Shannon Glass Classic	199	224	194	617	2/11/2010
Lori Huber	Lively Set	224	198	189	611	11/16/2009
Lori Munson	Shannon Glass Classic	226	172	213	611	10/1/2009



Theresa Dolan	Park Grove Mixed	228	214	169	611	2/2/2010
Shannen O’Ryan	Saturday Jr’s	199	221	190	610	10/24/2009
Lori Munson	Shannon Glass Classic	205	204	200	609	1/7/2010
Terri Vetsch	Lucky Strikers	200	199	206	605	3/3/2010
Vick Jelley	Classy Ladies	190	187	225	602	2/18/2010

Honorable Mention

Name	League	Category	Feat Accomplished	Date
Gabe Meyer	Monday Juniors	Juniors	287 game with a 183 average	11/23/2009
Franz Switzer	Tuesday Seniors	Seniors	289 game with a 173 average	11/24/2009
Rachael Molstrom	Classy Ladies	Women	245 game with a 145 average	2/11/2010